

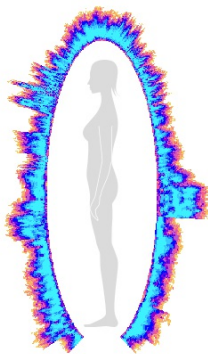
## Analysis of a Personal Energetic Homeostasis by Measuring Energy Field - Yippi Wave 3.0 (Quantum Nutrition)

Fang 2019-09-23 17:32:23, Fang 2019-09-23 17:39:04

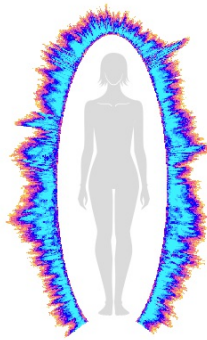
### Energy Field

Fang 2019-09-23 17:32:23

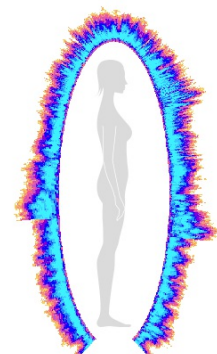
Energy 46 Joules ( $\times 10^{-2}$ )  
Balance 93%



Left



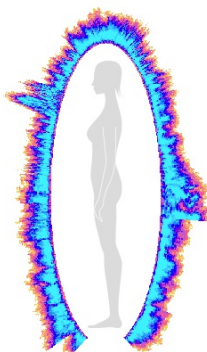
Front



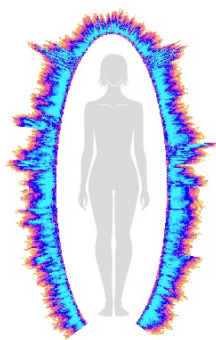
Right

Fang 2019-09-23 17:39:04

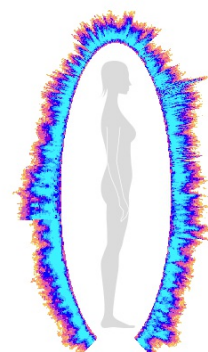
Energy 45 Joules ( $\times 10^{-2}$ )  
Balance 97%



Left



Front



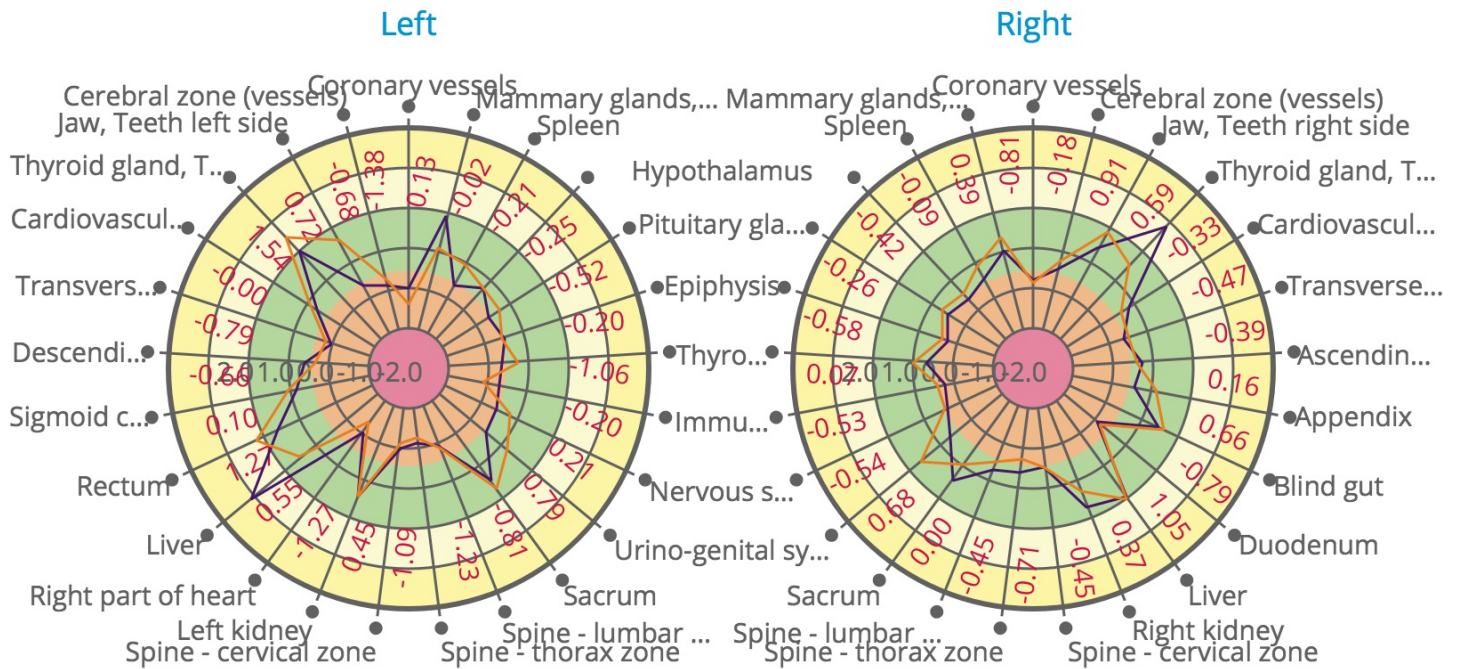
Right

Human Energy Field - is the most sensitive reflection of the physical, emotional and, in some cases, spiritual condition of a person. The image of Energy Field, created in Bio-Well software is based on the concept of acupuncture points and is verified by more than 20 years of clinical experience by hundreds of medical doctors and researchers with many thousands of patients.

*Bio-Well is not a medical instrument, it is not designed for medical diagnostics, it measures energy and stress of a person. In case of health concerns, please, consult your doctor.*

## Area diagram

Reflects energy re-distribution for different organs and systems based on Area parameter.



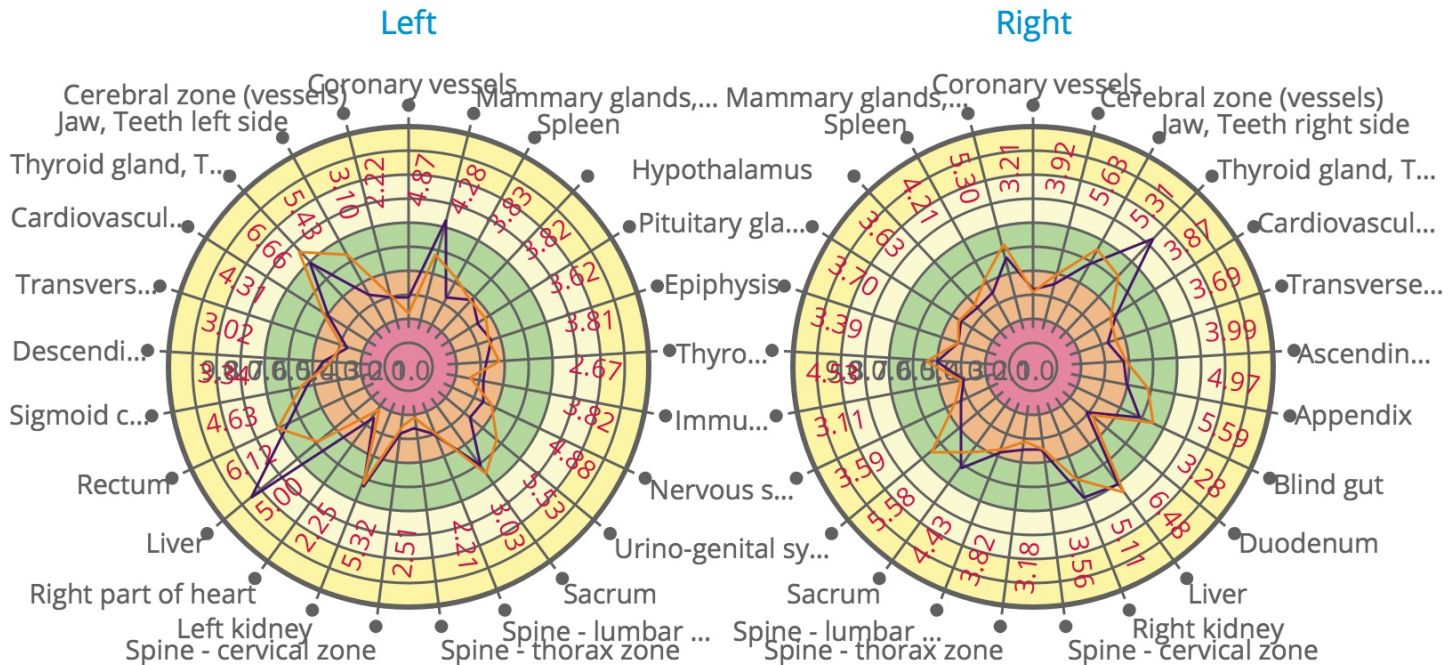
Color	Name	HS left	HS right
	2019-09-23 17_32 - Fang	-0.18	-0.08
	2019-09-23 17_39 - Fang	-0.24	-0.13

The Area diagram is designed for analysis of the functional state of the human body, by comparing the glow Area of the fingertip and calibration cylinder.

The optimal energy level corresponds to the green zone in the middle. The inner circle is the area of energy deficiency (hypo-energy state). The outer ring is the area of energy excess (hyper-energy state).

Bio-Well is not a medical instrument, it is not designed for medical diagnostics, it measures energy and stress of a person. In case of health concerns, please, consult your doctor.

## Energy diagram



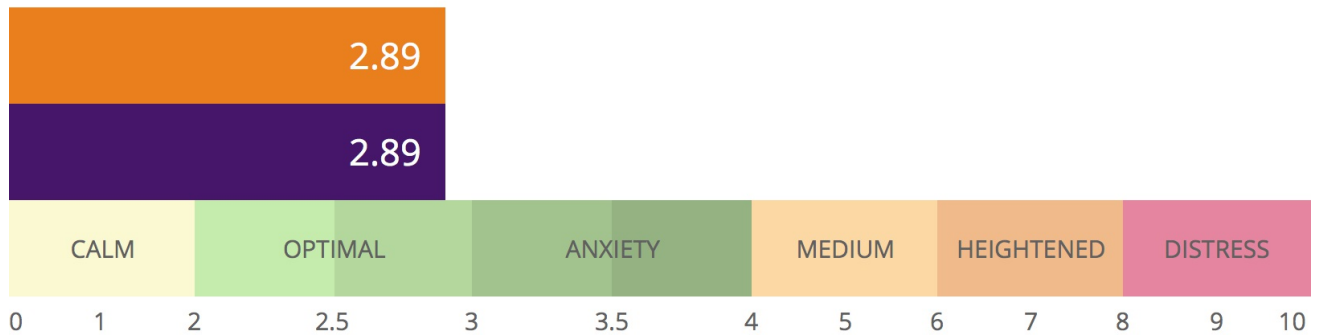
Color	Name	Energy diagram
	2019-09-23 17_32 - Fang	45%
	2019-09-23 17_39 - Fang	42%

The Energy diagram is designed for analysis of the functional state of the human body, by calculating the Energy parameter of the particular sector (energy of the glow). "Energy reserve" parameter (experimental) reflects energy reserve at the cellular level. Overlaying of the Area diagram (measured in Relative units) on top of the Energy diagram has no physical meaning, but intended for relative comparison of two graphs.

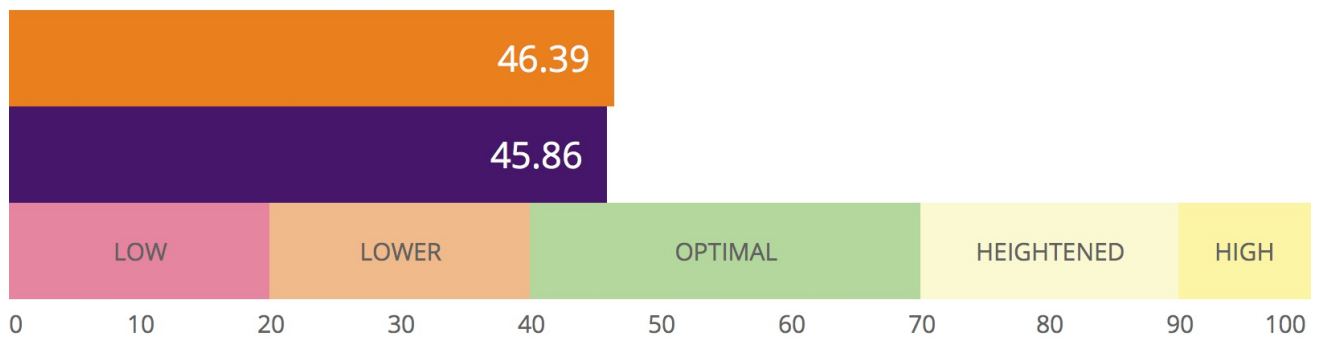
*Bio-Well is not a medical instrument, it is not designed for medical diagnostics, it measures energy and stress of a person. In case of health concerns, please, consult your doctor.*

## Analysis

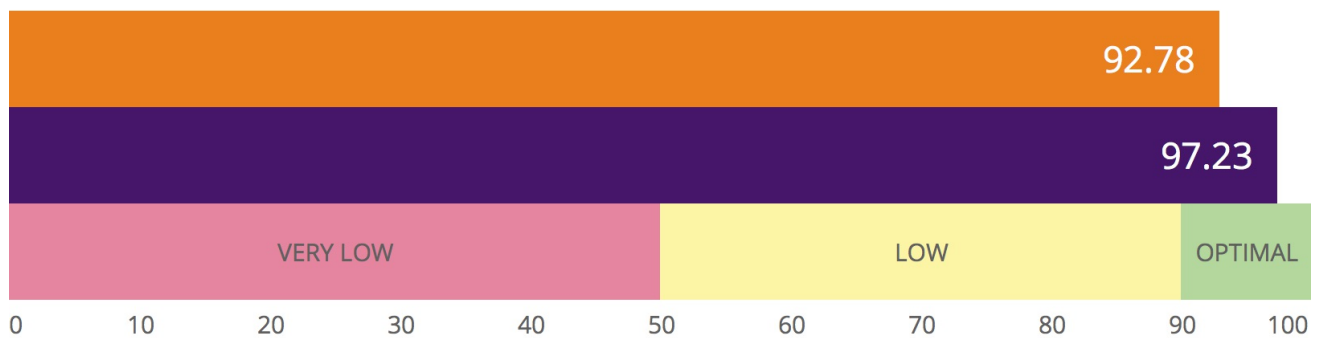
### STRESS



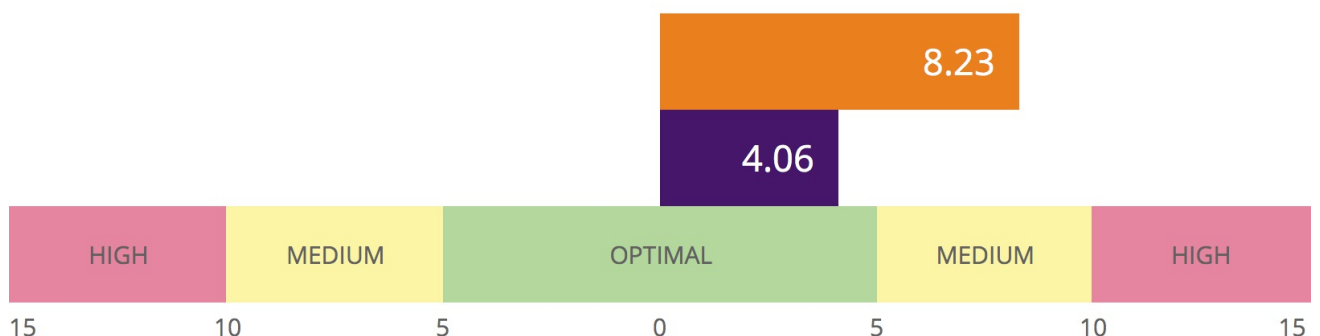
### ENERGY



### BALANCE



### \*ORGANS DISBALANCE, %



2019-09-23 17\_32 - Fa...  
2019-09-23 17\_39 - Fa...



## Stress

Stress – characterizes the level of anxiety, reaction to the internal and external impacts, and is measured in Relative units from 0 to 10, where 10 corresponds to the highest level of stress.

- **0 - 2** - very calm, relaxed people that may be due to several factors: deep meditation, complete inner peace; the effects of psychedelics; deep sleep in the peaceful phase; at the same time it may be the case of chronic depression or in some cases inflammation, severe disease.
- **2 - 3** - normal calm quiescent state.
- **3 - 4** - the state of anxiety. The state of permanent anxiety without relaxations may be the reason for serious problems.
- **4 - 6** - the excited stress state characteristic of active work, excitement, intense activity. This state is typical in high-level managers, militaries and people with responsible jobs. It may be related as well to the high anxiety level.
- **6 - 8** - at least six possible situations:
  - The reaction to a previous stressful situation (an unpleasant conversation, illness, failure in the training process, driving in stressful conditions, etc.). In this case, it is necessary to calm the patient and repeat the measurement after half an hour.
  - Increased nervousness, accumulated over long periods of time stress, emotional stress, autonomic dysfunction.
  - People with a special type of mentality that can quickly switch from a state of extreme excitement, nervousness, in the quiescent state.
  - The state of overtraining, fatigue, risk of injury.
  - Athletes in the moment of competition, actors at the performance, students at exams, etc.
  - Children in a state of nervous excitement.
- **8 - 10** - a very high level of stress, the peak of emotional excitement. If a patient with activation level 8-10 appears calm, this could indicate a dangerous situation: the person is on the verge of a nervous breakdown, so be aware and exercise caution.

## Energy

Demonstrates the energy of the glow for the particular person in Joules ( $\times 10^{-2}$ ).

- **0 - 20 Joules ( $\times 10^{-2}$ )** - low energy (may be related to energy deficiency, as well as to meditative state)
- **20 - 40 Joules ( $\times 10^{-2}$ )** - decreased energy
- **40 - 70 Joules ( $\times 10^{-2}$ )** - typical energy
- **70 - 90 Joules ( $\times 10^{-2}$ )** - heightened energy - characteristic of people with high level of energy
- **90 - 100 Joules ( $\times 10^{-2}$ )** - high energy - typical for athletes, top managers, at the same time may be an indication of inflammation.

## Balance

- **0 - 50%** - very low balance - indication of serious mis-functioning
- **50% - 90%** - low balance - indication of functional disorder
- **90% - 100%** - typical balance

## Organs imbalance (experimental parameter)

Level of imbalance between overall energy of the glow of sectors present on both hands. It is presented in % of deviation from the average value of two hands and is directly connected with the "Balance" graph. Left hand is connected with the right brain hemisphere and with activation/excitation processes. Right hand is connected with the left brain hemisphere and slowing down/energy saving processes.

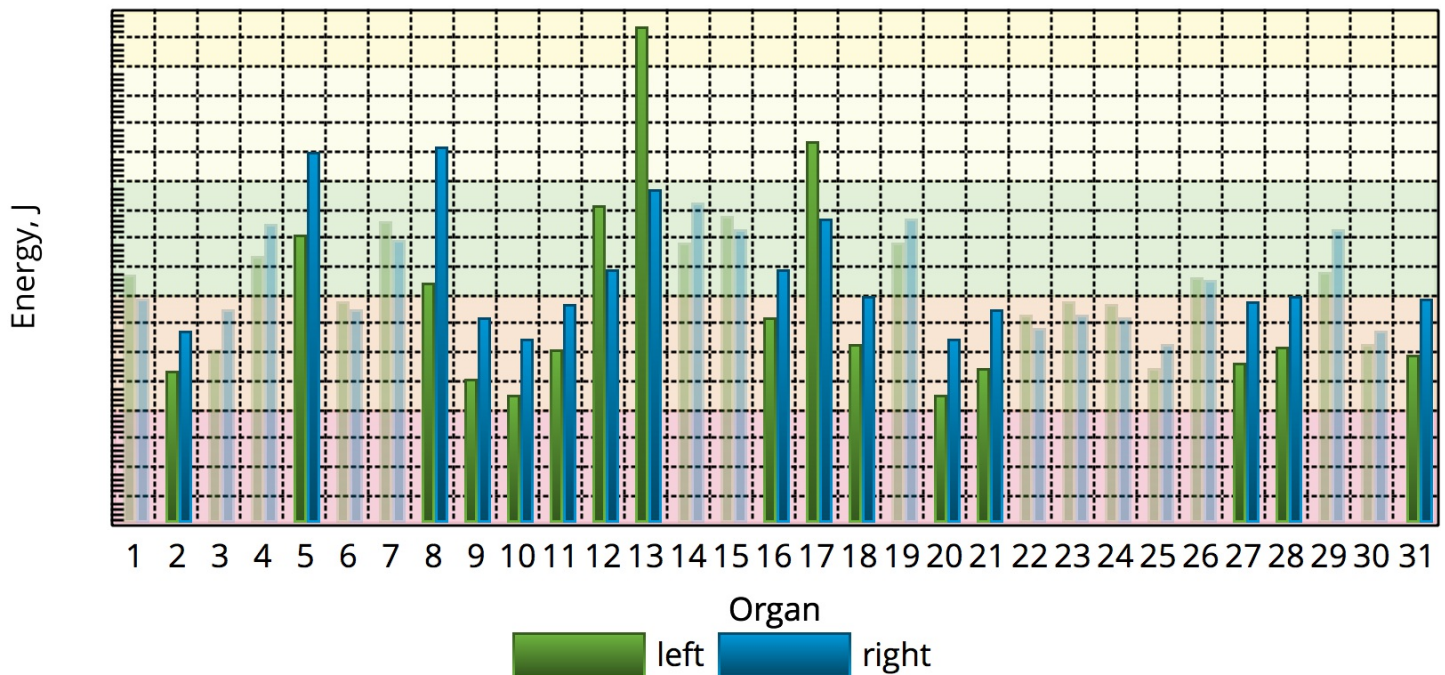
- **0 - 5%** - optimal balance between left and right parts;
- **5% - 10%** - average imbalance - temporary adaptation reaction of the organism to any internal or external processes;
- **10% - >15%** - high imbalance - adaptation to extreme influences.



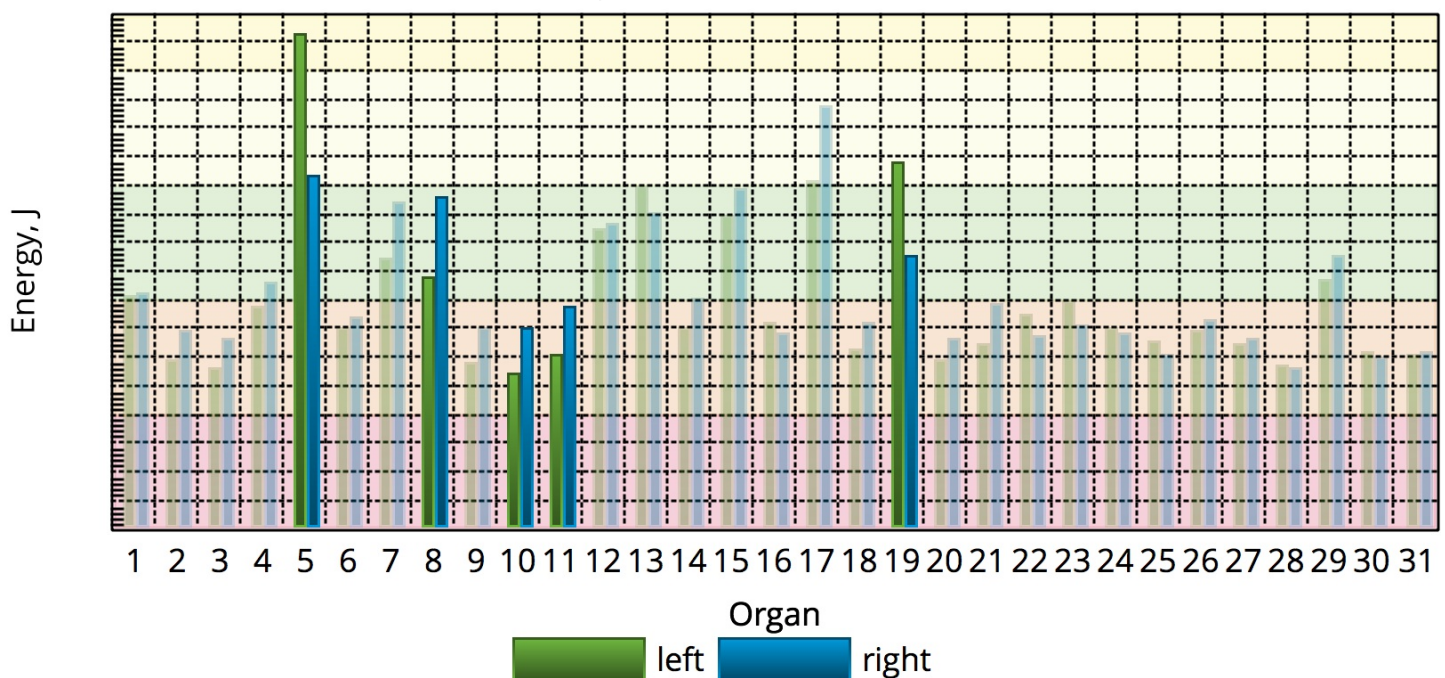
*Bio-Well is not a medical instrument, it is not designed for medical diagnostics, it measures energy and stress of a person. In case of health concerns, please, consult your doctor.*

## Energy balance

Fang 2019-09-23 17:32:23



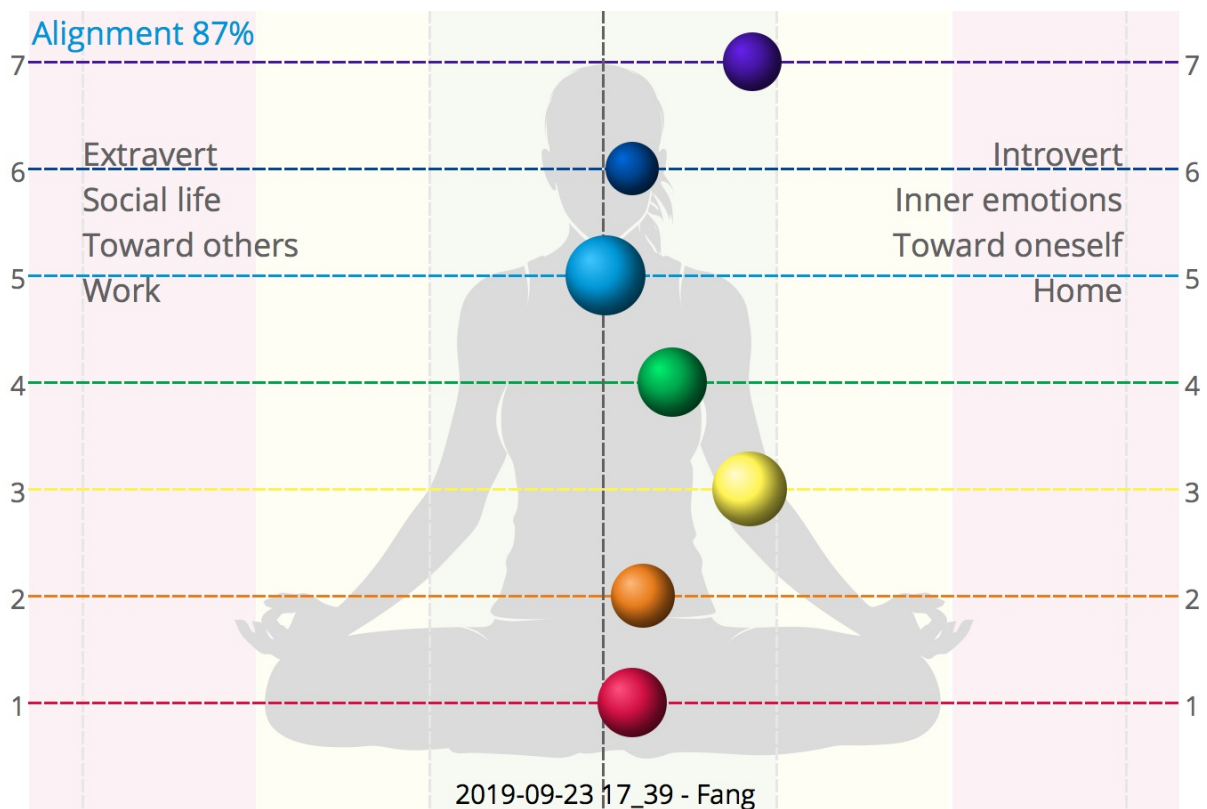
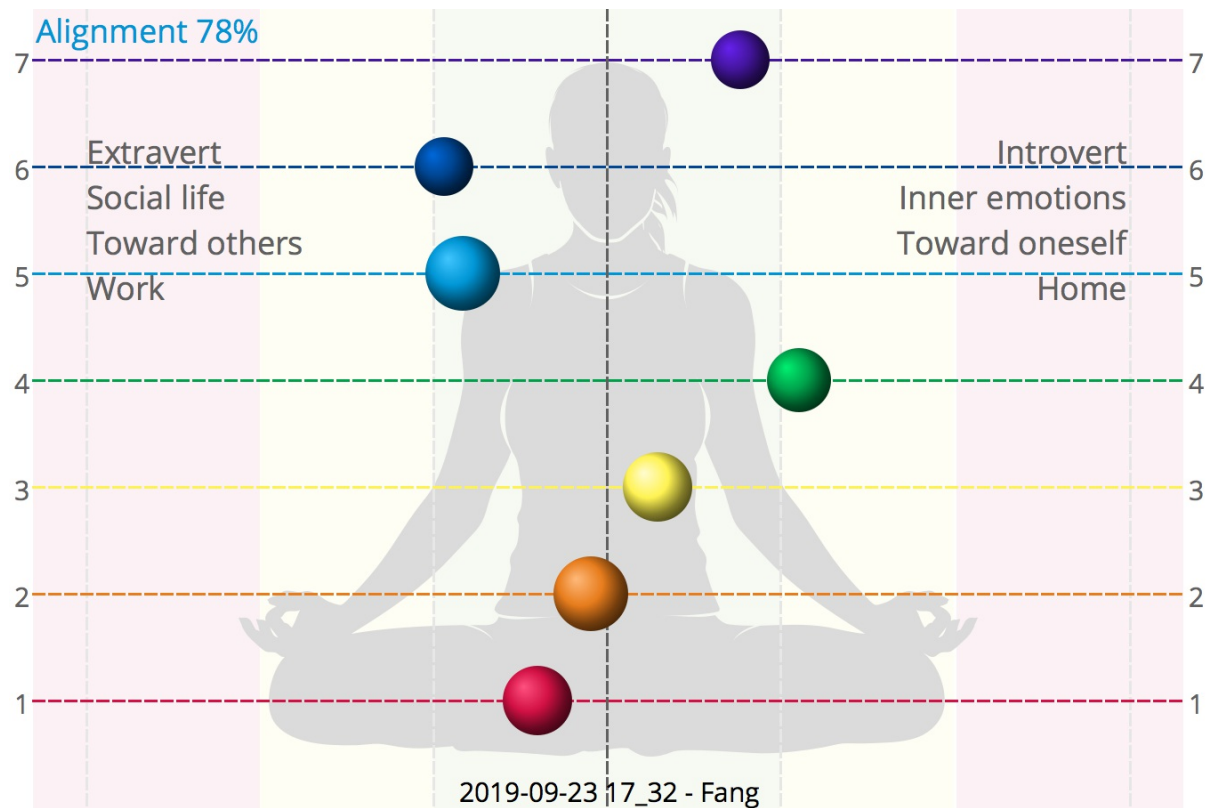
Fang 2019-09-23 17:39:04



1. Cardiovascular system 2. Heart 3. Colon - transverse 4. Pancreas, Spleen 5. Liver 6. Pituitary gland 7. Thyroid gland 8. Adrenals 9. Spine - cervical zone 10. Spine - thorax zone 11. Spine - lumbar zone 12. Sacrum 13. Coccyx, Pelvis minor zone 14. Urino-genital system 15. Kidneys 16. Ears, nose, maxillary sinus 17. Throat, larynx, trachea 18. Cerebral zone (vessels) 19. Mammary glands, Respiratory system 20. Coronary vessels 21. Thorax zone 22. Epiphysis 23. Hypothalamus 24. Nervous system 25. Immune system 26. Spleen, Pancreas 27. Right eye 28. Left eye 29. Jaw, Teeth 30. Cerebral zone (cortex) 31. Eyes

Bio-Well is not a medical instrument, it is not designed for medical diagnostics, it measures energy and stress of a person. In case of health concerns, please, consult your doctor.

## Chakras



Bio-Well is not a medical instrument, it is not designed for medical diagnostics, it measures energy and stress of a person. In case of health concerns, please, consult your doctor.





**Bio-Well** device has been developed by an international team led by Dr. Konstantin Korotkov and brings the powerful technology known as Electro-Photonic Imaging or Gas Discharge Visualization (EPI/GDV) to market in a more accessible way than ever before. Bio-Well has been specifically developed to allow a user to quickly and easily conduct human energy scans. EPI/GDV Technique is the computer registration and analysis of electrophotonic emissions of different objects, including biological (specifically the human fingers) resulting from placing the object in the high-intensity electromagnetic field.

When a scan is conducted, a weak electrical current is applied to the fingertip for less than a millisecond. In response to this stimulus fingertip emits electrons, which are striking and exciting air molecules. Excited air molecules create gas discharge or glow. This glow is captured by the videocamera and then digital image of the glow is processed by the Bio-Well Software to show energy & stress evaluations. Each scan returns a wealth of meaningful information to provide you with a truly holistic view of the state of your wellbeing.

The image created in Bio-Well Software is based on the concept of acupuncture points and is verified by more than 20 years of clinical experience by hundreds of medical doctors and researchers with many thousands of patients.

If you want to know more about Bioenergy address to [www.bio-well.com](http://www.bio-well.com)